

SUNNY BOY 3.0 / 3.6 / 4.0 / 5.0 including SMA SMART CONNECTED



**What's new:
The complete solution for
100% ease and comfort**

SMA Smart Connected

- Investment security included
- Automatic monitoring by SMA
- Proactive information and automatic service

Easy to Use

- Safe plug and play installation
- Commissioning via smartphone or tablet
- WLAN and intuitive webservice

Everything at a Glance

- Free online monitoring
- PV system data viewable via smartphone

Future-Proof

- SMA storage solutions, intelligent energy management and Smart-module technology can be added at any time
- Dynamic feed-in control

SUNNY BOY 3.0 / 3.6 / 4.0 / 5.0

More than just an inverter. Smaller, simpler and more convenient with SMA Smart Connected

The new Sunny Boy 3.0 – 5.0 succeeds the globally successful Sunny Boy 3000 – 5000TL. It is more than just a PV inverter: with the integrated SMA Smart Connected service, it offers all-round comfort for PV system operators and installers alike. The automatic inverter monitoring by SMA analyzes operation, reports irregularities and thus minimizes downtime.

The Sunny Boy is ideally suited to solar power generation in private homes. Thanks to its extremely light design and location of the external connections, the device can be quickly installed and easily commissioned thanks to the intuitive webservice.

Current communication standards mean that intelligent energy management solutions as well as SMA storage solutions can be flexibly added to the inverter at any time.

SMA SMART CONNECTED

The integrated service for ease and comfort

SMA Smart Connected* is the free monitoring of the inverter via the SMA Sunny Portal. If there is an inverter fault, SMA proactively informs the PV system operator and the installer. This saves valuable working time and costs.

With SMA Smart Connected, the installer benefits from rapid diagnoses by SMA. They can thus quickly rectify the fault and score points with the customer thanks to the attraction of additional services.



ACTIVATION OF SMA SMART CONNECTED

During registration of the system in the Sunny Portal, the installer activates SMA Smart Connected and benefits from the automatic inverter monitoring by SMA.




AUTOMATIC INVERTER MONITORING

SMA takes on the job of inverter monitoring with SMA Smart Connected. SMA automatically checks the individual inverters for anomalies around the clock during operation. Every customer thus benefits from SMA's long years of experience.



PROACTIVE COMMUNICATION IN THE EVENT OF FAULTS

After a fault has been diagnosed and analyzed, SMA informs the installer and end customer immediately by e-mail. Everyone is thus optimally prepared for the troubleshooting. This minimizes the downtime and saves time and money. The regular power reports also provide valuable information about the overall system.



REPLACEMENT SERVICE

If a replacement device is necessary, SMA automatically supplies a new inverter within one to three days of the fault diagnosis. The installer can contact the PV system operator of their own accord and replace the inverter.

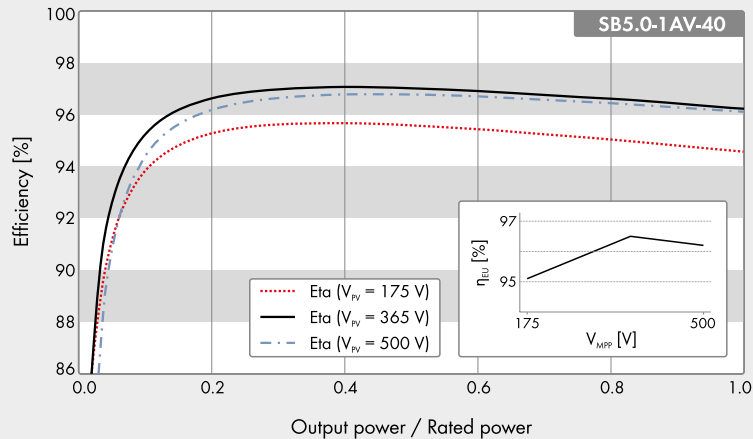


PERFORMANCE SERVICE

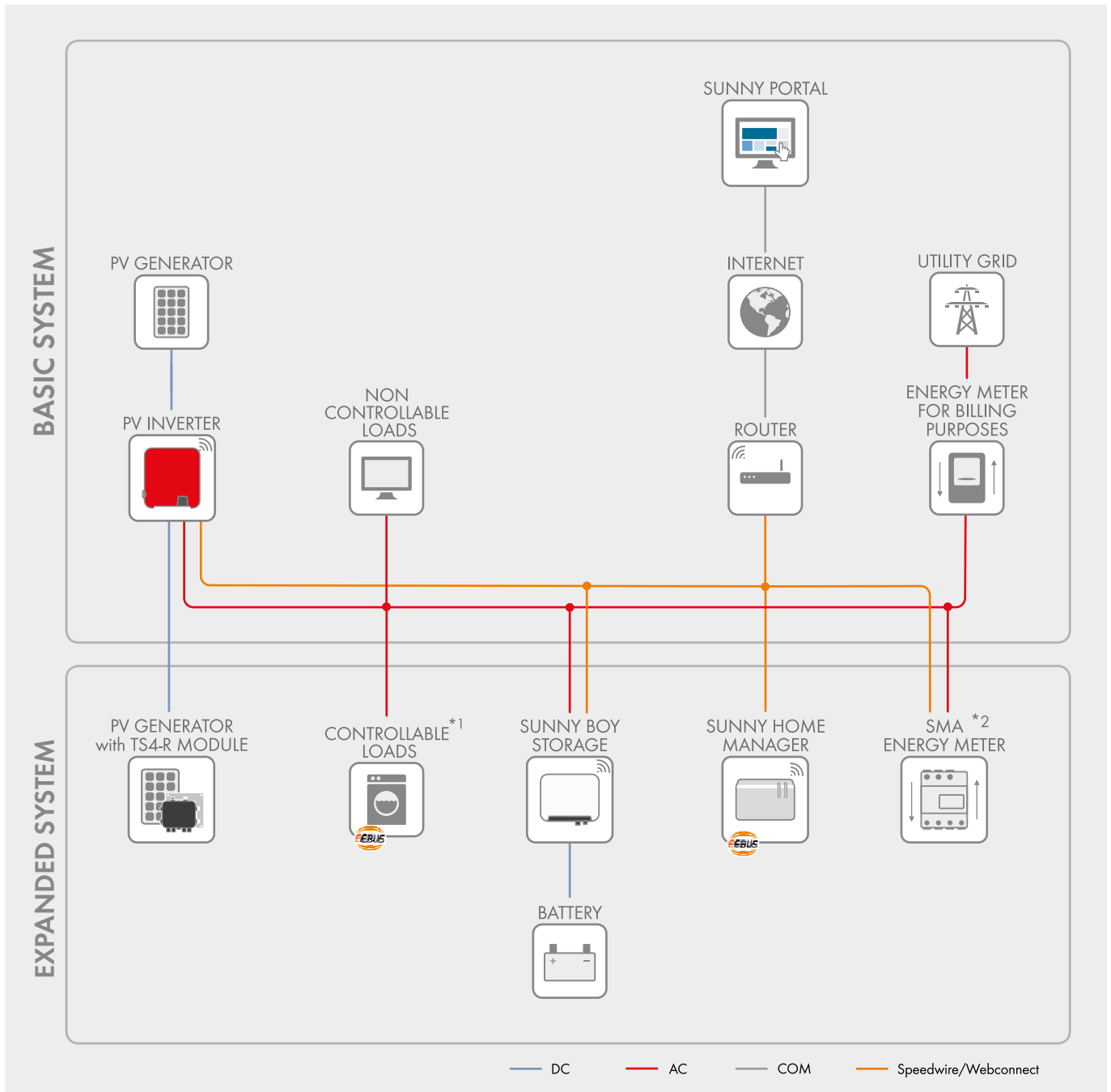
The PV system operator can claim compensation from SMA if the replacement inverter cannot be delivered within three days.

* Details: see document "Description of Services – SMA SMART CONNECTED"

Efficiency curve



Technical data	Sunny Boy 3.0	Sunny Boy 3.6	Sunny Boy 4.0	Sunny Boy 5.0
Input (DC)				
Max. DC power (at cos φ = 1)	3200 W	3880 W	4200 W	5250 W ¹⁾
Max. input voltage	600 V			
MPP voltage range	110 V to 500 V	130 V to 500 V	140 V to 500 V	175 V to 500 V
Rated input voltage	365 V			
Min. input voltage / initial input voltage	100 V / 125 V			
Max. input current input A / input B	15 A / 15 A			
Max. input current per string input A / input B	15 A / 15 A			
Number of independent MPP inputs / strings per MPP input	2 / A;2; B:2			
Output (AC)				
Rated power (at 230 V, 50 Hz)	3000 W	3680 W	4000 W	5000 W ²⁾
Max. apparent power AC	3000 VA	3680 VA	4000 VA	5000 VA ²⁾
Nominal AC voltage / range	220 V, 230 V, 240 V / 180 V to 280 V			
AC power frequency / range	50 Hz, 60 Hz / -5 Hz to +5 Hz			
Rated power frequency / rated grid voltage	50 Hz / 230 V			
Max. output current	16 A	16 A	22 A ³⁾	22 A ³⁾
Power factor at rated power	1			
Adjustable displacement power factor	0.8 overexcited to 0.8 underexcited			
Feed-in phases / connection phases	1 / 1			
Efficiency				
Max. efficiency / European Efficiency	97.0% / 96.4%	97.0% / 96.5%	97.0% / 96.5%	97.0% / 96.5%
Protective devices				
Input-side disconnection point	●			
Ground fault monitoring / grid monitoring	● / ●			
DC reverse polarity protection / AC short circuit current capability / galvanically isolated	● / ● / -			
All-pole-sensitive residual-current monitoring unit	●			
Protection class (as per IEC 62103) / overvoltage category (according to IEC 60664-1)	I / III			
General data				
Dimensions (W / H / D)	435 mm / 470 mm / 176 mm (17.1 inches / 18.5 inches / 6.9 inches)			
Weight	16 kg (35.3 lb)			
Operating temperature range	-25°C to +60°C (-13°F to +140°F)			
Noise emission, typical	25 dB(A)			
Self-consumption (at night)	1.0 W			
Topology	Transformerless			
Cooling method	Convection			
Degree of protection (as per IEC 60529)	IP65			
Climatic category (as per IEC 60721-3-4)	4K4H			
Max. permissible value for relative humidity (non-condensing)	100%			
Equipment				
DC connection / AC connection	SUNCLIX / AC connector			
Display via smartphone, tablet, laptop	●			
Interfaces: WLAN, Speedwire / Webconnect	● / ●			
Warranty: 5 / 10 years	● / ○			
Certificates and approvals (more available upon request)	AS 4777, C10/11, CE, CEI 0-21, EN 50438, G59/3, G83/2, DIN EN 62109 / IEC 62109, NEN-EN50438, VDE-AR-N 4105, VDE0126-1-1 IEC 61727, RD1699, RD 661, SI 4777, UTE C15-712, VFR 2014, NRS 097-2-1			
Certificates and approvals (planned)				
Country availability of SMA Smart Connected	AU, AT, BE, CH, DE, ES, FR, IT, LU, NL, UK			
● Standard features ○ Optional features - Not available				
Data at nominal conditions Status: January 2017				
1) 4825 W according to VDE-AR-N 4105				
2) 4600 W / 4600 VA according to VDE-AR-N 4105				
3) AS 4777: 21.7 A				
Type designation	SB3.0-1AV-40	SB3.6-1AV-40	SB4.0-1AV-40	SB5.0-1AV-40



BASIC SYSTEM functions

- Easy commissioning via integrated WLAN and Speedwire interface
- Maximum transparency thanks to visualization in the Sunny Portal / Sunny Places
- Safe investment through SMA Smart Connected
- Modbus as interface for third-party providers

EXPANDED SYSTEM functions

- Basic system functions^{*3}
- Reduction in purchased electricity and increase in self-consumption through use of stored solar energy
- Maximum energy use thanks to forecast-based charging
- Increased self-consumption thanks to intelligent load control
- Maximum system yield through Smart module technology

With SMA Energy Meter^{*2}

- Maximum system usage through dynamic limiting of feed-in to the grid between 0% and 100%
- Visualization of energy consumption

^{*1}) via SMA radio-controlled socket or standardized data communication

^{*2}) scheduled for mid-2017 via software update

^{*3}) SMA Smart Connected for systems with Sunny Home Manager, scheduled for mid-2017 via software update